



# Canvas for Families

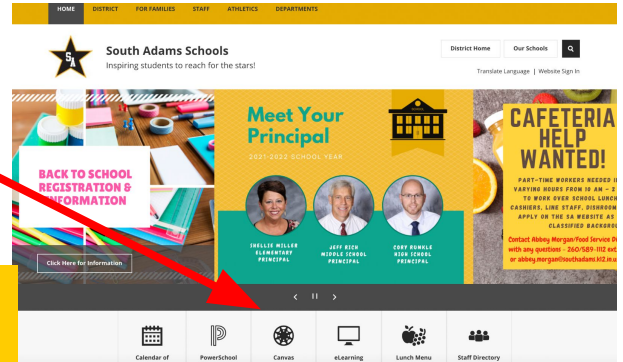
## South Adams Schools




Scan me for the digital version of this document!

- ★ Access Canvas on the [South Adams website](#).
- ★ Click on the Canvas icon located in the middle of the webpage.

Canvas can also be accessed using the Canvas Student app for [iOS](#) or [Android](#). When prompted to search for our school, enter "southadams".



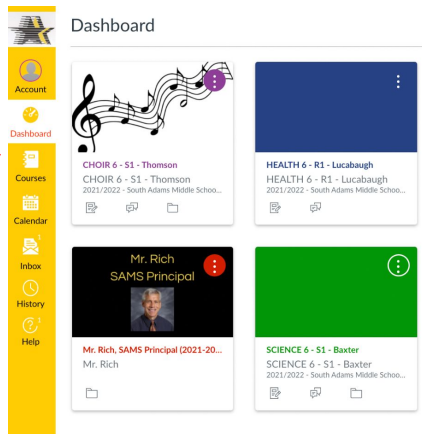
- ★ Enter your child's username and password.



Families - You can create a [Parent Canvas Account](#). This will allow you to view and observe your child's classes.

- ★ You will now see the Dashboard. This is where they will access their classes throughout the day.

You can return to the Dashboard by clicking "Dashboard" on the left side of the screen at any time.











### Elementary:

- **Username:** five-digit student number
- **Password:** five-digit student number

### Middle and High School:

- **Username:** five-digit student number
- **Password:** school laptop password

Elementary	Middle	High
 <p>Begin your day in Mrs. Miller's course and watch her video announcements!</p>  <p>K-2: Enter your teacher's course and find your eLearning day content. Your teacher will have directions for your day here.</p> <p>3-5: Enter your grade level's course. Your teachers will have directions for your day here.</p>  <p>Your day may include visits to Specials, Speech, Title Services, etc... courses. Please read your teacher's instructions carefully.</p>	 <p>Begin your day in Mr. Rich's course and watch his video announcements!</p>  <p>Enter each course you would attend on a regular school day. Look for your teacher's eLearning content.</p>  <p>Your day may include visits to Speech, Title Services, etc... courses. Please read your teacher's instructions carefully.</p>	 <p>Enter each course you would attend on a regular school day. Look for your teacher's eLearning content.</p> 

## eLearning Schedule

During an eLearning day students will attend each class they would attend if they were at school. Students will use the Dashboard to navigate between classes and locate their eLearning assignments for the day. Students will complete the work online or on paper. Due dates are included in each assignment.

If students have questions, they can contact their teacher(s).

Tech support is available Monday - Friday from 8:00 AM - 3:00 PM.

**Tech Hotline: 260-589-1108**